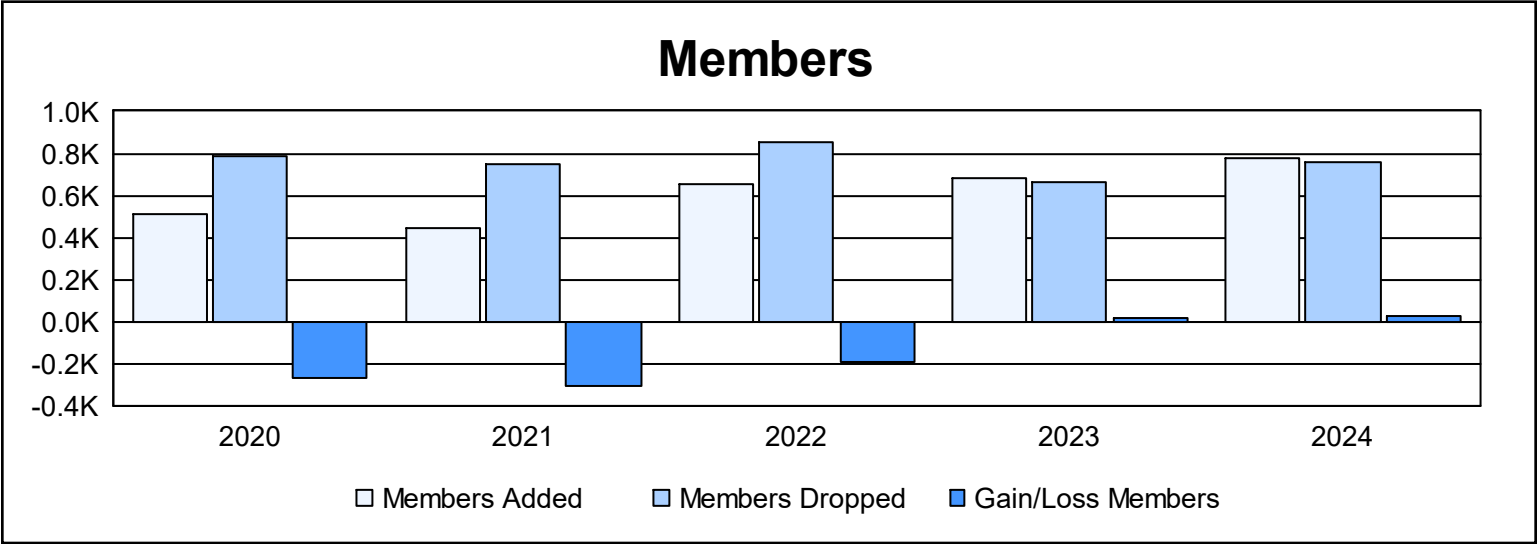
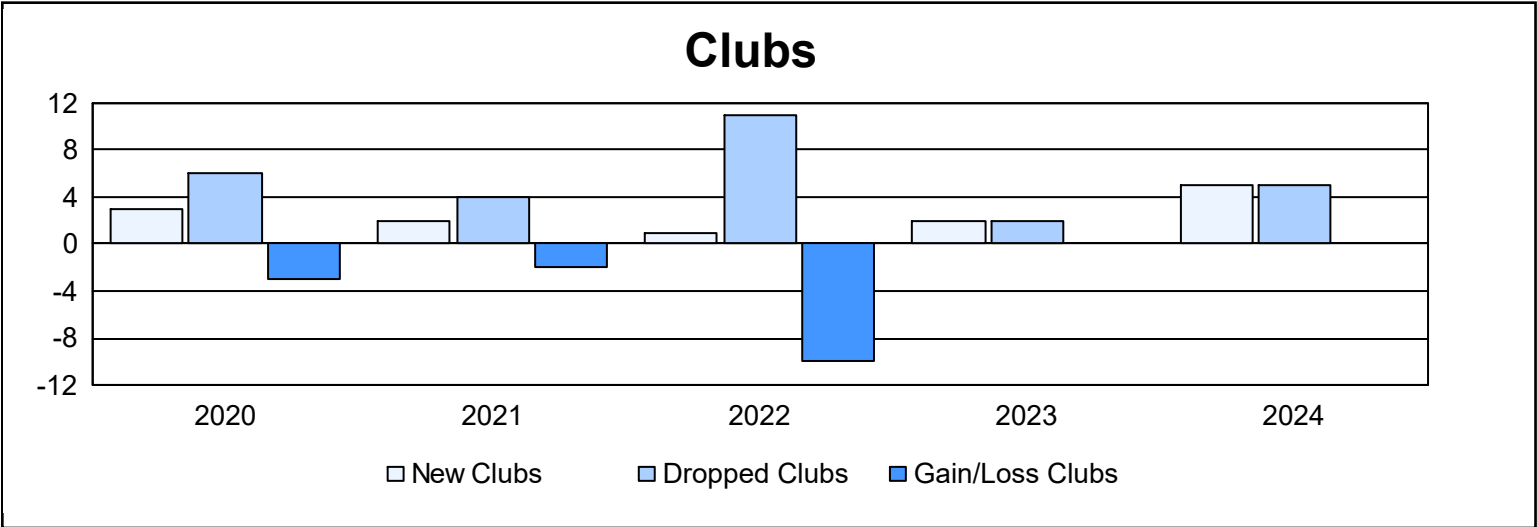
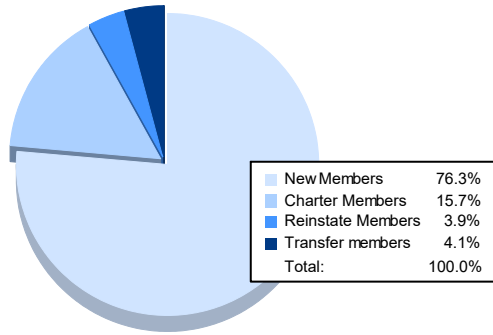


| Year | New Clubs | Dropped Clubs | Gain/ Loss Clubs | New Members | Charter Members | Reinstate Members | Transfer Members | Total Member Added | Total Members Dropped | Gain/ Loss Members |
|-----------|-----------|---------------|------------------|-------------|-----------------|-------------------|------------------|--------------------|-----------------------|--------------------|
| 2019-2020 | 3 | 6 | -3 | 359 | 87 | 20 | 49 | 515 | 783 | -268 |
| 2020-2021 | 2 | 4 | -2 | 288 | 92 | 33 | 27 | 440 | 746 | -306 |
| 2021-2022 | 1 | 11 | -10 | 546 | 31 | 45 | 34 | 656 | 851 | -195 |
| 2022-2023 | 2 | 2 | 0 | 548 | 62 | 25 | 48 | 683 | 664 | 19 |
| 2023-2024 | 5 | 5 | 0 | 593 | 122 | 30 | 32 | 777 | 754 | 23 |
| Average | 3 | 6 | -3 | 467 | 79 | 31 | 38 | 614 | 760 | -145 |



Membership Composition June 2024 Cumulative



Gender Composition June 2024 Cumulative

